

HSBC Global Funds ICAV

Shariah Multi Asset Fund

Monthly report 31 March 2024 | Share class BC



Investment objective

The Fund aims to provide long term capital growth.



Investment strategy

The Fund is actively managed and does not track a benchmark.

The Fund will invest in range of instruments which may include, but are not limited to: shares and bonds, funds and other transferable securities. The Fund has the flexibility to allocate investments between these asset classes.

The Fund may invest in: shares including common stocks and other transferable securities in companies of any size that are listed or traded on recognised markets worldwide; investment grade, below investment grade and unrated bonds which can have fixed or floating rates.

The Fund may invest Sukuk and in bonds issued by the Islamic Liquidity Management Corporation (ILMC), governments, government-related entities and companies in emerging market countries and denominated in the currencies of emerging market countries

The Fund may invest up to 100% in shares of Shariah compliant funds, including exchange traded funds, with up to 20% in a single fund. The Fund may invest substantially in emerging market countries and up to 10% of its NAV in cash.

The Fund will maintain adherence to Shariah principles as interpreted by the Shariah Committee and advised to the Investment Manager and the Management Company.

See the Prospectus for a full description of the investment objectives and derivative usage."



Main risks

- The Fund invests in bonds whose value generally falls when interest rates rise. This risk is typically greater the longer the maturity of a bond investment and the higher its credit quality. The issuers of certain bonds, could become unwilling or unable to make payments on their bonds and default. Bonds that are in default may become hard to sell or worthless.
- The value of investible securities can change over time due to a wide variety of factors, including but not limited to: political and economic news, government policy, changes in demographics, cultures and populations, natural or human-caused disasters etc.
- The Fund may invest in Emerging Markets, these markets are less established, and often more volatile, than developed markets and involve higher risks, particularly market, liquidity and currency risks.

Share class details

Key metrics

NAV per share **USD 11.49**

Fund facts

UCITS V compliant **Yes**

ISA eligible **Yes**

Dividend treatment **Accumulating**

Dealing frequency **Daily**

Valuation time **23:00 Ireland**

Share class base currency **USD**

Domicile **Ireland**

Inception date **2 October 2023**

Fund size **USD 7,703,222**

Managers **Nicholas McLoughlin
Kim Kooner**

Fees and expenses

Minimum initial investment¹ **USD 5,000**

Ongoing charge figure² **0.850%**

Codes

ISIN **IE000X4Z8R03**

Bloomberg ticker **HSGSMBC ID**

SEDOL **BR846W6**

¹Please note that initial minimum subscription may vary across different distributors

²Ongoing Charges Figure is an estimate as the share class has not been priced for a full financial year.

Past performance does not predict future returns. The figures are calculated in the share class base currency, dividend reinvested, net of fees.

This is a marketing communication. Please refer to the prospectus and to the KID before making any final investment decisions.

For definition of terms, please refer to the Glossary QR code and Prospectus.

Performance figures will only be published once the share class has achieved a twelve months track record.

Source: HSBC Asset Management, data as at 31 March 2024

Performance (%)	YTD	1 month	3 months	6 months	1 year	3 years ann	5 years ann	Since inception
BC	--	--	--	--	--	--	--	--
Rolling performance (%)			31/03/23- 31/03/24	31/03/22- 31/03/23	31/03/21- 31/03/22	31/03/20- 31/03/21	31/03/19- 31/03/20	31/03/19- 31/03/20
BC			--	--	--	--	--	--

Currency Allocation (%)

US Dollar	81.63
Japanese Yen	4.74
Euro	3.82
Pound Sterling	1.79
Swiss Franc	1.66
New Taiwan Dollar	1.21
Korean Won	0.96
Australian Dollar	0.82
Indian rupee	0.68
Swedish Krona	0.45
Other Currencies	2.24

■ Fund

Asset allocation (%)

Asset allocation (%)	Fund
US Equity	10.20
Global Equity	19.43
Europe Equity	1.00
Japan Equity	2.98
Global Emerging Markets Equity	3.59
Property	1.98
Commodities	11.38
Liquidity	2.98
Sukuk Bonds	18.77
Supranational Sukuk Bonds	8.89
All Country World Equity	18.81

Top 10 holdings

	Weight (%)
HSBC MSCI World Islamic ESG ETF USD Acc	19.43
HSBC Islamic Global Equity Index ZC	18.81
HSBC Global Sukuk UCITS ETF ZC	18.77
HSBC MSCI USA Islamic ESG ETF USD	10.20
iShares Physical Gold ETC	8.25
ISDB TRUST NO 2 4.906 03/10/2028 USD	5.64
HSBC MSCI EM Islamic ESG ETF USD Acc	3.59
IILM 2 SA 5.850 03/10/2024 USD	3.25
WisdomTree Metal Securities Lt	3.13
HSBC MSCI Japan Islamic ESG ETF USD Acc	2.98

Past performance does not predict future returns. The figures are calculated in the share class base currency, dividend reinvested, net of fees.

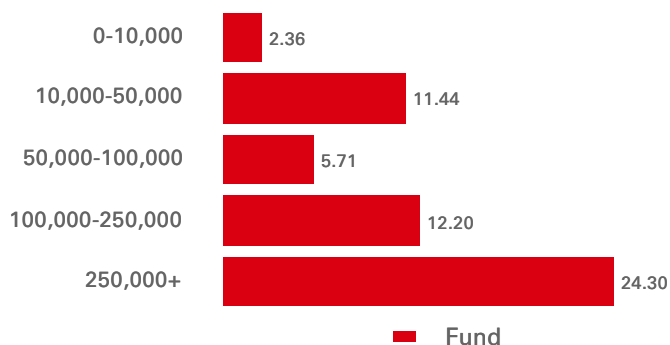
Performance figures will only be published once the share class has achieved a twelve months track record.

Source: HSBC Asset Management, data as at 31 March 2024

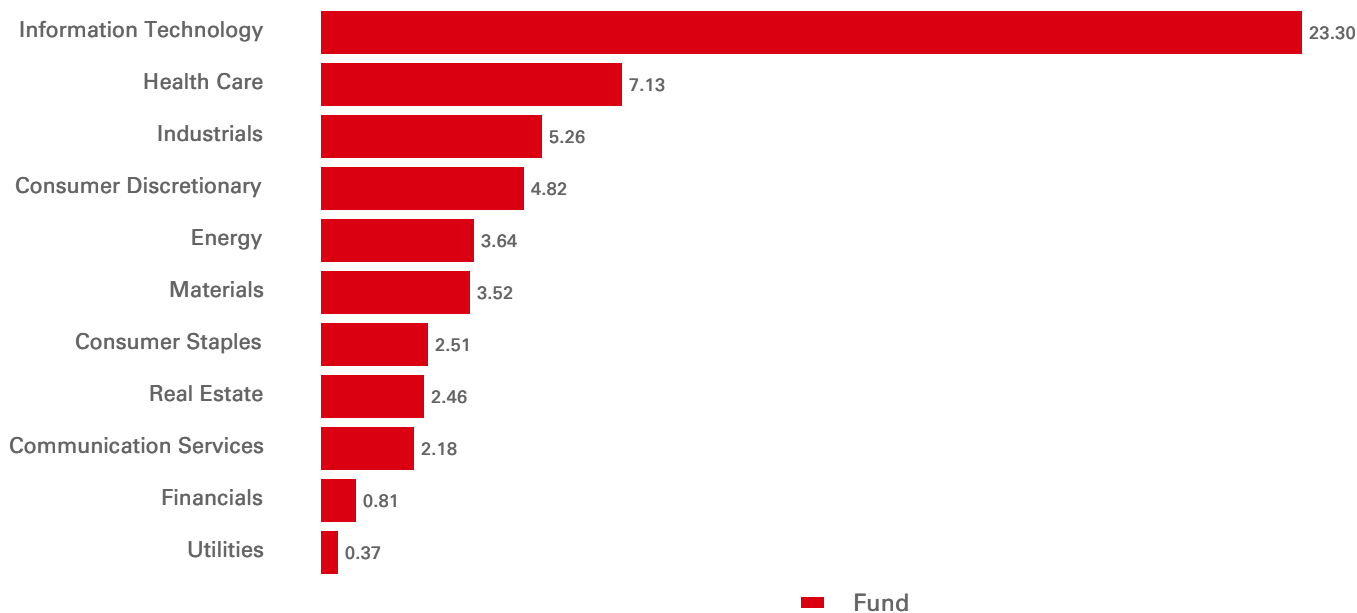
Equity top 10 holdings	Location	Sector	Weight (%)
Microsoft Corp	United States	Information Technology	7.82
NVIDIA Corp	United States	Information Technology	1.49
Apple Inc	United States	Information Technology	1.48
Salesforce Inc	United States	Information Technology	1.19
Advanced Micro Devices Inc	United States	Information Technology	1.19
Tesla Inc	United States	Consumer Discretionary	1.19
Amazon.com Inc	United States	Consumer Discretionary	1.14
Alphabet Inc	United States	Communication Services	1.14
Exxon Mobil Corp	United States	Energy	1.11
Taiwan Semiconductor Co Ltd	Taiwan	Information Technology	1.06

Equity characteristics	Fund	Reference Benchmark
Average market cap (USD Mil)	758,632	--
Price/earning ratio	22.39	--
Portfolio yield	1.56%	--


Market cap allocation (USD Mil %)



Equity sector allocation (%)



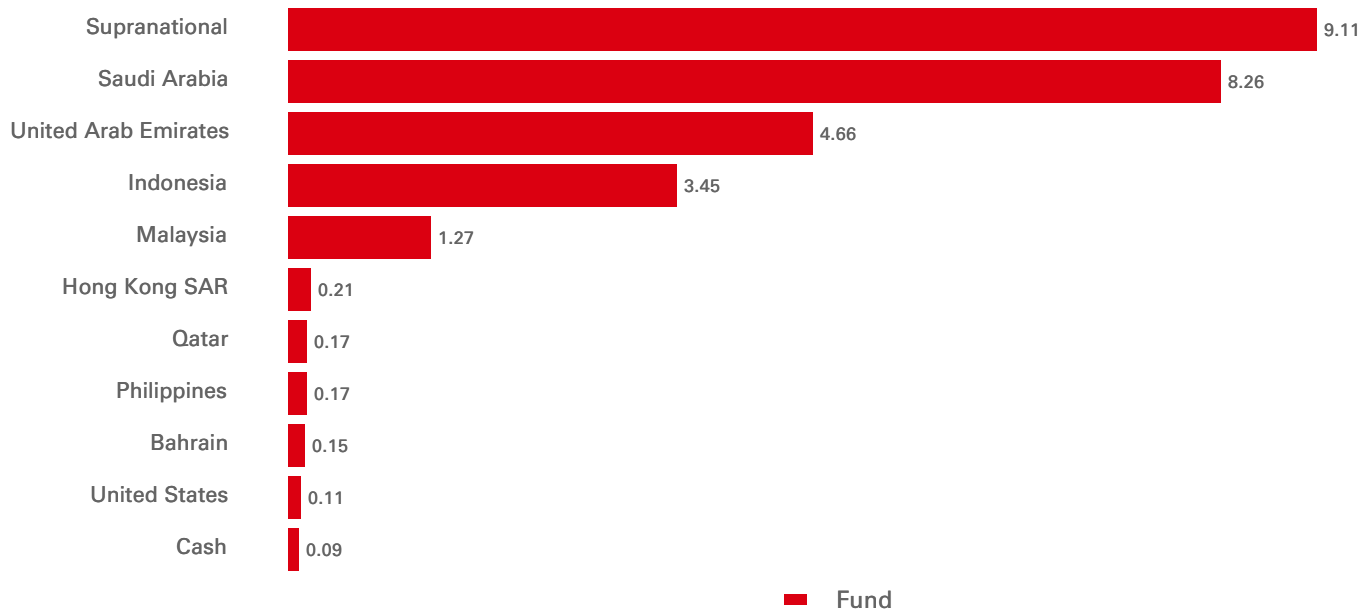
Equity geographical allocation (%)



Fixed Income Characteristics	Reference			Credit rating (%)	Reference		
	Fund	Benchmark	Relative		Fund	Benchmark	Relative
Yield to worst	5.09%	--	--	AAA	5.58	--	--
Yield to maturity	5.09%	--	--	AA	0.71	--	--
Rating average	A+/A	--	--	A	10.23	--	--
				BBB	6.31	--	--
				BB	1.32	--	--
				NR	3.42	--	--
				Cash	0.09	--	--

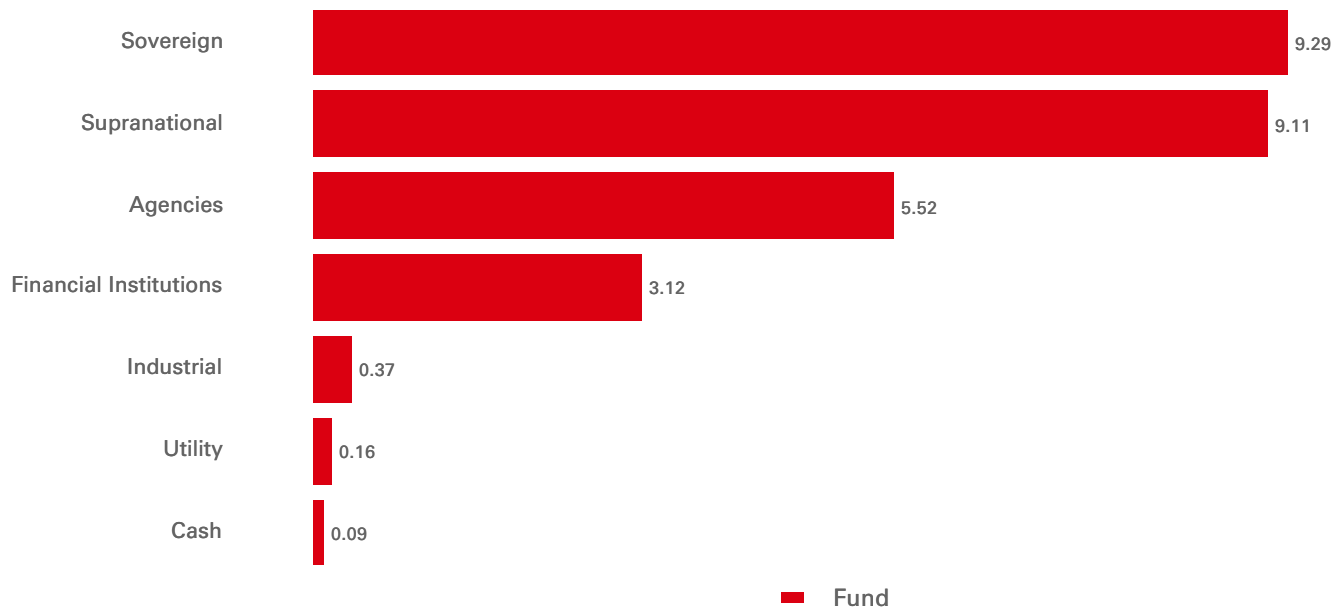
Fixed income top 10 holdings	Location	Instrument type	Weight (%)
ISDB TRUST NO 2 4.906 03/10/2028 USD	SUPRANATIONAL	Euro Medium Term Note	5.64
IILM 2 SA 5.850 03/10/2024 USD	SUPRANATIONAL	Corporate Bond	3.25
KSA SUKUK LTD 5.268 25/10/2028 USD	Saudi Arabia	Corporate Bond	0.91
KSA SUKUK LTD 3.628 20/04/2027 USD	Saudi Arabia	Euro Medium Term Note	0.75
KSA SUKUK LTD 4.511 22/05/2033 USD	Saudi Arabia	Corporate Bond	0.57
KSA SUKUK LTD 2.969 29/10/2029 USD	Saudi Arabia	Euro Medium Term Note	0.45
SA GLOBAL SUKUK LTD 2.694 17/06/2031 USD	Saudi Arabia	Corporate Bond	0.45
KSA SUKUK LTD 4.274 22/05/2029 USD	Saudi Arabia	Corporate Bond	0.43
DIB SUKUK LTD 2.950 16/01/2026 USD	United Arab Emirates	Euro Medium Term Note	0.37
SA GLOBAL SUKUK LTD 1.602 17/06/2026 USD	Saudi Arabia	Corporate Bond	0.36

Fixed income geographical allocation (%)



Geographical allocation (Option adjusted duration)	Fund	Reference Benchmark	Relative
Saudi Arabia	1.54	--	--
Supranational	0.86	--	--
United Arab Emirates	0.67	--	--
Indonesia	0.55	--	--
Malaysia	0.28	--	--
Philippines	0.03	--	--
Hong Kong SAR	0.02	--	--
United States	0.01	--	--
Bahrain	0.01	--	--
Qatar	0.01	--	--
Cash	0.00	--	--

Fixed income sector allocation (%)



Monthly performance commentary

Portfolio performance

All major asset classes experienced positive returns during March, which also resulted in positive absolute returns for the Shariah Multi Asset fund.

The portfolio is actively positioned against a long-term asset allocation. During March, the biggest positive contribution came from our tilt away from equity emerging markets equity in favour of developed markets, together with our positioning in Gold. Conversely, our tilt away from Property detracted slightly.

Investment Team Views and Portfolio Positioning

There are three key themes that we are positioned to capture within the Shariah Multi Asset fund:

Recession concerns easing

The likelihood of a recession in the West has fallen, with the US economy looking particularly strong; providing support for equity markets. As a result, we hold a neutral position in equity. We are still tilted away from Property, as we believe the full impact of higher borrowing costs has yet to be priced in.

The rate cuts are coming...

In our view, the major central banks are likely to start cutting interest rates in the second half of 2024 as inflation continues to ease and economic growth slows. This encourages us back into bonds, which are (for the first time in almost a decade) delivering an appealing stream of income for investors.

Outperformance in Eastern markets

The economic backdrop in markets such as Japan is very strong, monetary policy settings are accommodative and there is room for fiscal support. The portfolio is tilted towards Japan versus developed market equity given attractive valuations, strong flows from foreign investors, improved corporate governance, and a weakening Yen supporting exports.

Risk disclosures

- Derivatives may be used by the Fund, and these can behave unexpectedly. The pricing and volatility of many derivatives may diverge from strictly reflecting the pricing or volatility of their underlying reference(s), instrument or asset.
- Investment Leverage occurs when the economic exposure is greater than the amount invested, such as when derivatives are used. A Fund that employs leverage may experience greater gains and/or losses due to the amplification effect from a movement in the price of the reference source.
- Where overseas investments are held the rate of currency exchange may cause the value of such investments to go down as well as up.
- Further information on the potential risks can be found in the Key Information Document (KID) and/or the Prospectus or Offering Memorandum.

Important information

The material contained herein is for marketing purposes and is for your information only. This document is not contractually binding nor are we required to provide this to you by any legislative provision. It does not constitute legal, tax or investment advice or a recommendation to any reader of this material to buy or sell investments. You must not, therefore, rely on the content of this document when making any investment decisions.

This material is not intended for distribution to or use by any person or entity in any jurisdiction or country where such distribution or use would be contrary to law or regulation. This material is not and should not be construed as an offer to sell or the solicitation of an offer to purchase or subscribe to any investment.

Any views expressed were held at the time of preparation and are subject to change without notice. While any forecast, projection or target where provided is indicative only and not guaranteed in any way. HSBC Global Asset Management (UK) Limited accepts no liability for any failure to meet such forecast, projection or target.

Further information about the UCITS including the Prospectus, the most recent annual and semi-annual reports of the UCITS and the latest prices of shares, may be obtained free of charge, in English, from the Administrator by emailing ifsinvestorqueries@hsbc.com, or by visiting www.global.assetmanagement.hsbc.com. The Prospectus, annual and semi-annual reports are prepared for the entire UCITS.

The most recent Prospectus is available in English and French. Key Investor Information Document (KIID) are available in the local language where they are registered.

To help improve our service and in the interests of security we may record and/or monitor your communication with us. HSBC Global Asset Management (UK) Limited provides information to Institutions, Professional Advisers and their clients on the investment products and services of the HSBC Group.

Approved for issue in the UK by HSBC Global Asset Management (UK) Limited, who are authorised and regulated by the Financial Conduct Authority.

www.assetmanagement.hsbc.co.uk


Copyright © HSBC Global Asset Management (UK) Limited 2024. All rights reserved.

Further Information can be found in the prospectus and in our Key Investor Information Documents published in our Fund Centre at www.assetmanagement.hsbc.co.uk

Term: The management company cannot terminate the Fund unilaterally. The Board of Directors may furthermore decide to liquidate the Fund in certain circumstances set out in the prospectus and articles of incorporation of the Fund. Further additional and complete information (including but not limited to) investor rights, costs and charges, please refer to the prospectus.

Source: HSBC Asset Management, data as at 31 March 2024

Follow us on:

 HSBC Asset Management

Glossary

